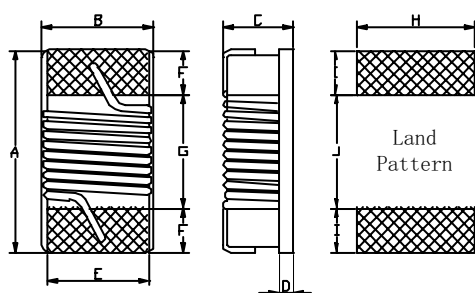


SMD Inductors CWF/M Series

Properties and Applications

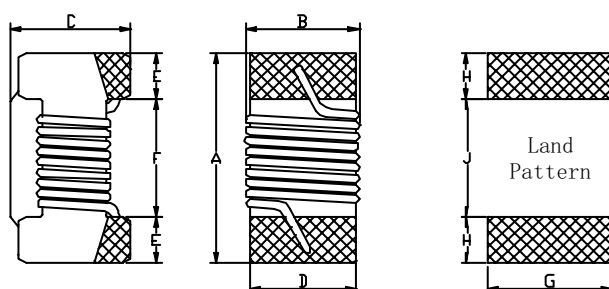
- 1、 High Q-value, esp. for use in hi-frequency circuit
- 2、 High Self-Resonance Frequency
- 3、 Precise Tolerance
- 4、 Excellent Uniformity of Products

CWM0402 Dimensions & Inductance



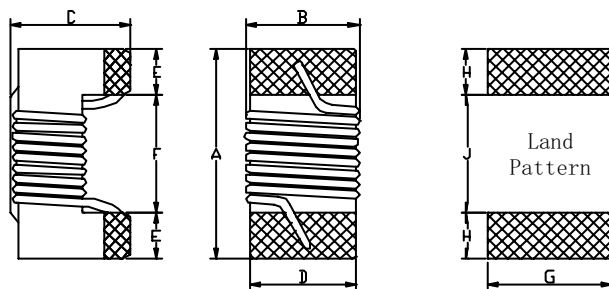
Dim	A Max	B max	C max	D ref	E	F	G	H	I	J	Inductance (nH)
inches	0.047	0.025	0.026	0.010	0.020	0.009	0.022	0.026	0.014	0.018	1.0~47
mm	1.19	0.64	0.66	0.25	0.51	0.23	0.56	0.66	0.36	0.46	

CWF0603 Dimensions & Inductance



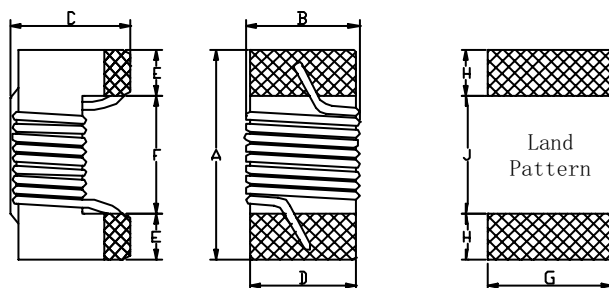
Dim	A max	B max	C Max	D	E	F	G	H	J	Inductance (nH)
mm	1.60	1.0	0.97	0.76	0.33	0.86	1.02	0.64	0.64	1.8~390
inches	0.063	0.039	0.038	0.030	0.013	0.034	0.040	0.025	0.025	

CWF0805 Dimensions & Inductance



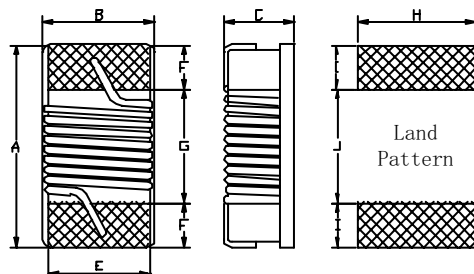
Dim	A max	B max	C Max	D	E	F	G	H	J	Inductance (nH)
mm	2.2	1.6	1.45	1.27	0.50	1.03	1.78	1.02	0.76	2.20~1000.0
inches	0.087	0.063	0.058	0.050	0.020	0.040	0.070	0.040	0.030	

CWF1008 Dimensions & Inductance



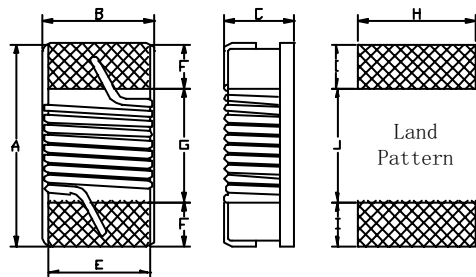
Dim	A Max	B max	C Max	D	E	F	G	H	J	Inductance (nH)
mm	2.60	2.50	2.12	2.00	0.50	1.43	2.54	1.02	1.27	4.70~8200.0
inches	0.102	0.098	0.083	0.079	0.020	0.056	0.100	0.040	0.050	

CWM0805 Dimensions & Inductance



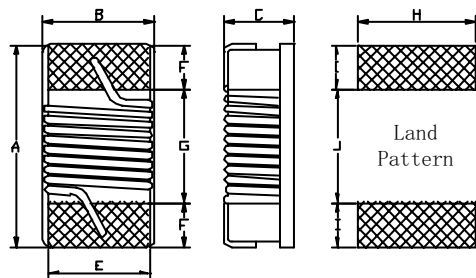
Dim	A max	B max	C Max	E	F	G	H	I	J	Inductance (nH)
mm	2.29	1.73	1.52	1.27	0.51	1.02	1.78	1.02	0.76	2.20~1000.0
inches	0.090	0.068	0.060	0.050	0.020	0.040	0.070	0.040	0.030	

CWM1008 Dimensions & Inductance



Dim	A max	B max	C Max	E	F	G	H	I	J	Inductance (nH)
mm	2.92	1.79	1.03	2.03	0.51	1.52	2.54	1.02	1.27	4.70~8200.0
inches	0.115	0.110	0.080	0.080	0.020	0.060	0.100	0.040	0.050	

CWM1206 Dimensions & Inductance



Dim	A max	B max	C Max	E	F	G	H	I	J	Inductance (nH)
mm	3.56	2.16	1.52	1.42	0.51	2.03	1.93	1.02	1.78	3.3~1200
inches	0.140	0.085	0.060	0.056	0.020	0.080	0.076	0.040	0.070	