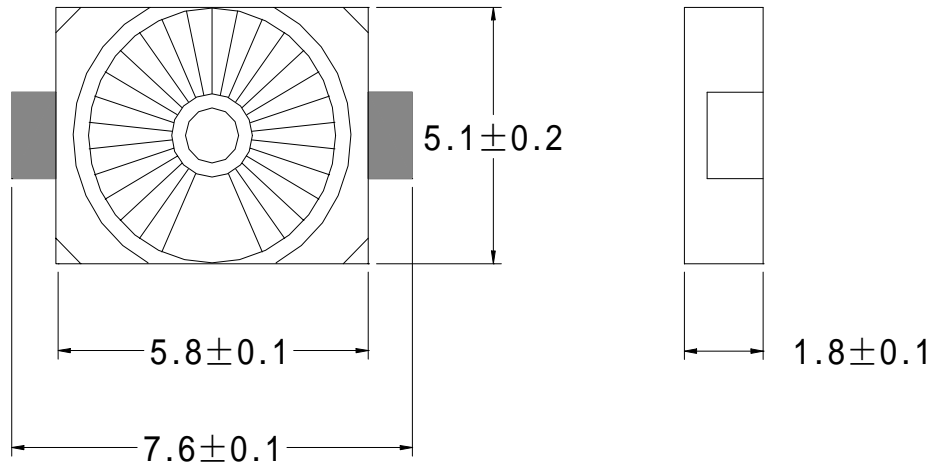
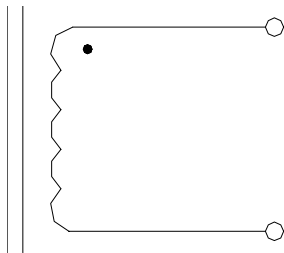


TB Serises

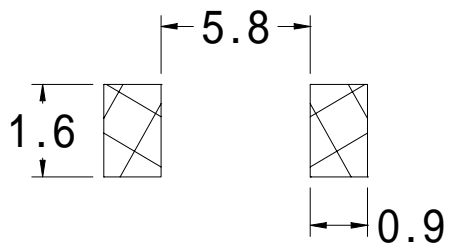
MECHANICAL DIMENSIONS(mm)



SCHEMATIC



MOUNTING PATTERN



ELECTRICAL CHARACTERISTICS

| Part No. | Electrical Performance | | |
|----------|--------------------------|------------------------|------------------------|
| | INDUCTANCE (μ H) | DCR(Ω) Max | RATED DC CURRENT(A) |
| TB05-150 | 15 | 0.23 | 0.6 |

Test: HP4275A 100KHz 0.1V 25°C